
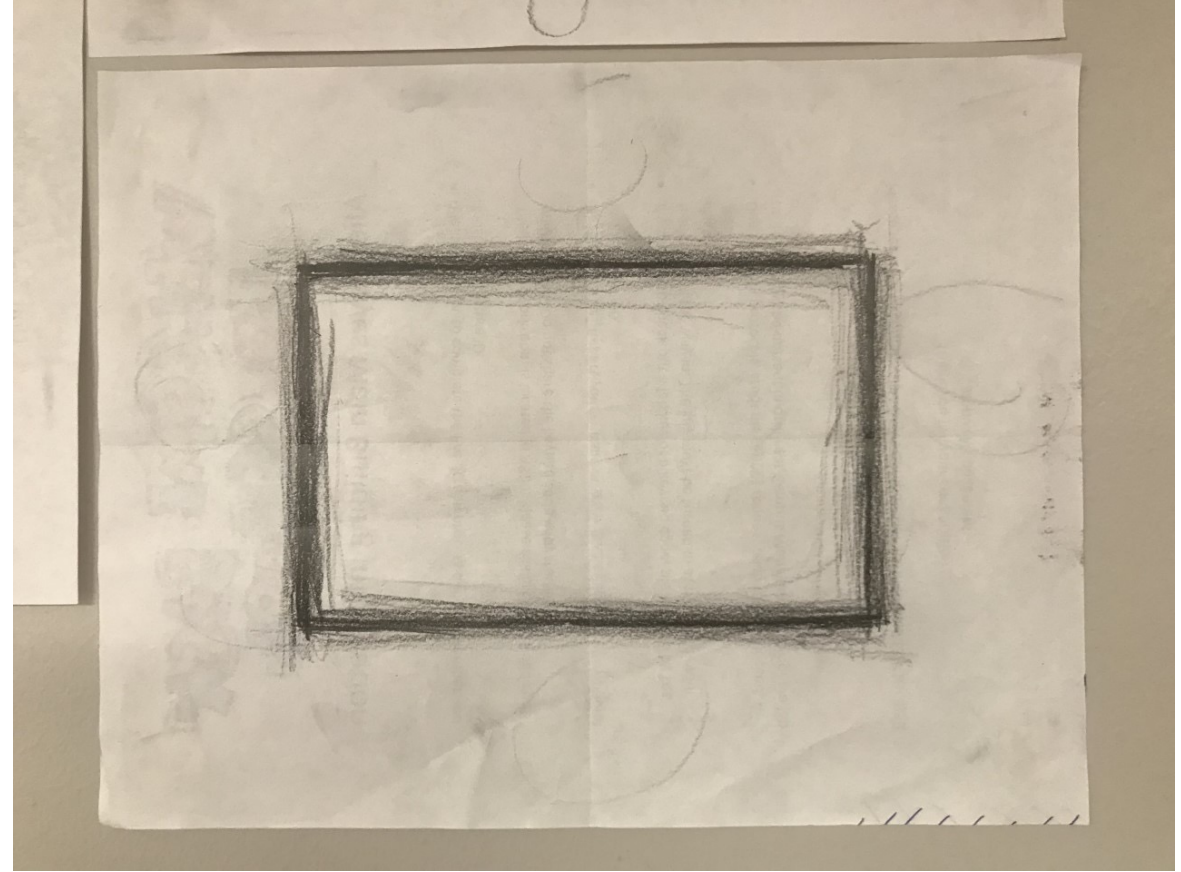


# Early Semester Drawing Examples


Note the photographic presentation. This is what we need for online courses. This is how I see and grade your work.




This is a nicely presented “batch picture” of 2 pages of Grade A+ long lines. I inserted the shoe to show the scale of the paper. These are done on 18”x24” newsprint paper.



This is a nicely presented picture of a single rectangle on 8.5”x11” copy paper. That’s an A+



This is a nicely presented “batch picture” of 5 cubes on eye level. The cubes are proficient for the initial stage of the semester. The curves and leaning will improve with repetitions.



This is a nicely presented “batch picture” of 5 cubes below eye level. The cubes are proficient for the initial stage of the semester. The curves and leaning will improve with repetitions.