



Stanley, how do
you draw an eye?






1. Pupil
2. Iris
3. Almond Shape
4. contour above and eyebrow contour


green for the
underplan,
black for the
real deal



5. Block in the light and dark "beans" in light green. Isolate the highlights on the pupil. Get specific.



6. Make it dark where it's dark. (match the key)



7. This one uses expo markers on a dry-erase board, so hatching and cross-hatching makes the different keys: light, medium and dark greys.