



**HOUSTON COMMUNITY COLLEGE SOUTHWEST**  
**COURSE OUTLINE FOR CHEM 2423 – ORGANIC CHEMISTRY I**  
**Spring, 2012**  
**Class Number 84881**



<b>Discipline/Program</b>	Chemistry
<b>Course Level</b>	Second Year (Sophomore)
<b>Course Title</b>	Organic Chemistry I
<b>Course Rubric and Number</b>	CHEM 2423
<b>Semester with Course Reference Number (CRN)</b>	Spring, 2012 CRN 84881
<b>Course Location/Times</b>	Stafford Scarcella Center, 10141 Cash Road Friday, Room S109 (lab) 5:30 – 8:30 PM Saturday, Room W113 (lecture) 9:00 AM – 12:00 Noon
<b>Course Semester Credit Hours (SCH) (lecture, lab)</b>	4 (3 lecture, 3 lab)
<b>Total Course Contact Hours</b>	96
<b>Course Length (number of weeks)</b>	16
<b>Type of Instruction</b>	In-person
<b>Instructor contact information (phone number and email address)</b>	Dr. Steven E. Dessens Office Phone: 713-718-6710 E-mail: <a href="mailto:steven.dessens@hccs.edu">steven.dessens@hccs.edu</a> Learning Web: <a href="http://learning.hccs.edu/faculty/steven.dessens">http://learning.hccs.edu/faculty/steven.dessens</a>
<b>Office Location and Hours</b>	Room S107 Stafford Scarcella building, 3:00 – 5:00 PM Monday & Wednesday or by arrangement.
<b>Course Description: ACGM or WECM</b>	Study of the properties and behavior of hydrocarbon compounds and their derivatives. Designed for students in science or pre-professional programs.
<b>Course Description: HCC Catalog Description</b>	Study of compounds of carbon. Topics include alkanes, alkenes, alkynes, alcohols, alkyl halides, stereochemistry, nucleophilic substitution, reaction mechanisms and synthesis. Core Curriculum Course. Study of the properties and behavior of hydrocarbon compounds and their derivatives. Designed for students in science or pre-professional programs.
<b>Course Prerequisite(s)</b>	CHEM 1412, Must be placed into college-level reading and be placed into MATH 1314 (or higher) and be placed into college-level writing.
<b>Academic Discipline Program Learning Outcomes</b>	<ol style="list-style-type: none"> <li>1. To provide the student a basic and practical understanding of chemistry (formulas, reactions, and calculations) and recognize its relevance in our daily lives.</li> <li>2. To prepare our students to meet with success in higher level chemistry and other science courses when they transfer to four-year universities.</li> <li>3. To prepare our students for professional programs requiring a mastery of General Chemistry and Organic Chemistry, such as Nursing, Medicine, Dentistry, and Pharmacy.</li> <li>4. To enhance class lectures with a meaningful, hands-on laboratory experience involving making measurements, observing reactions, evaluating the results, and drawing conclusions with the involvement of lab group or other class members.</li> </ol>
<b>Course Student Learning Outcomes (SLO)</b>	<ol style="list-style-type: none"> <li>1. Compare and contrast the structures, properties, and reactions of aliphatic hydrocarbons, alkyl halides, alcohols, and ethers.</li> <li>2. Formulate reaction mechanisms for the synthesis and transformation of the above functional groups.</li> <li>3. Perform and justify the separation techniques used in purifying organic compounds.</li> <li>4. Interpret experimental data obtained from classical and spectroscopic methods used in characterizing organic compounds.</li> </ol>



<b>Learning Objectives (Numbering system linked to SLO)</b>	<div><div><div>1.1. Explain the stereochemistry and chirality of organic compounds using specific rotation, optical activity, enantiomers, and diastereomers.</div><div>1.2. Identify the nomenclature rules for alkyl halides using IUPAC rules (method) to determine how to prepare alkyl halides.</div><div>1.3. Determine the structure of atoms, orbitals, hybridization, and electron configurations.</div><div>1.4. Identify the polarity of compounds such as acids, bases, and salts and draw Lewis dot resonance structures.</div><div>1.5. Identify functional groups and compare the conformations and stereochemistry of alkanes and cycloalkane derivative.</div></div><div><div>2.1. Write and identify the organic reaction mechanisms using electron flow (curved arrows) and determine the energy of organic reactions.</div><div>2.2. Explain the mechanisms of electrophilic reactions by orientation of Markovnikov's rule and Cahn-Ingold-Prelog priority sequence rule for E and Z designation.</div><div>2.3. Prepare (synthesis) and complete reactions of alkenes and cycloalkenes such as addition, elimination, and oxidative cleavage.</div><div>2.4. Prepare (synthesis) and complete reactions of alkynes such as addition, elimination, and oxidative cleavage.</div><div>2.5. Describe the reaction mechanism types for alkyl halides such as E1, E2, S<sub>N</sub>1, and S<sub>N</sub>2 using the stability of carbocation and basicity of nucleophiles.</div></div><div><div>3.1. Purify organic solids by recrystallization and verify purity by melting point, IR spectroscopy, and thin layer chromatography.</div><div>3.2. Separate a mixture of liquids by simple and fractional distillation and compare the effectiveness of the two methods.</div><div>3.3. Perform single and double extractions of a solid dissolved in aqueous solution, calculate K<sub>d</sub> for the organic solvent used, and compare the effectiveness of each method.</div><div>3.4. Purify a liquid product by distillation and verify purity by boiling point and IR spectroscopy.</div></div><div><div>4.1. At campuses with GC-MS instrumentation, identify the structure of organic compounds using mass spectral fragmentation patterns based on molecular weight and degree of unsaturation. In absence of instrumentation, analyze mass spectral data from textbook and other sources.</div></div></div>
<b>SCANS and/or Core Curriculum Competencies</b>	Reading, Writing, Speaking/Listening, Critical Thinking, Computer/Information Literacy
<b>Course Calendar</b>	<div><div><div><div><div></div><div>Weekly Schedule</div></div></div><div><div><div>Jan</div><div>20</div><div>Chapter 1 – Structure and Bonding</div></div><div><div>Jan</div><div>21</div><div>Chapter 2 – Polar Covalent Bonds; Acids and Bases</div></div><div><div></div><div></div><div></div></div><div><div>Jan</div><div>27</div><div>Chapter 3 – Organic Compounds: Alkanes and Their Stereochemistry; Start working on <b>EXPERIMENT 3 – Structures of Hydrocarbons:</b> <b>Experiment with Models (Take-home lab)</b></div></div><div><div>Jan</div><div>28</div><div>Chapter 3</div></div><div><div></div><div></div><div></div></div><div><div><b>Feb</b></div><div><b>3</b></div><div><b>EXPERIMENT 1 – Melting Point Determination;</b> <u>Experiment 3 Lab Report Due</u></div></div><div><div>Feb</div><div>4</div><div>Chapter 4 – Organic Compounds: Cycloalkanes and Their Stereochemistry</div></div></div></div></div>

	Feb	10	Chapter 4; <u>Experiment 1 Lab Report Due</u>
	Feb	11	Chapter 6 – An Overview of Organic Reactions
	<b>Feb</b>	<b>17</b>	<b>EXPERIMENT 4 – Purification. Recrystallization of Benzoic Acid</b>
	<b>Feb</b>	<b>18</b>	<b><u>Exam 1: Chapters 1, 2, 3, 4</u></b>
	Feb	24	Chapter 7 – Alkenes: Structure and Reactivity
	Feb	25	Chapter 8 – Alkenes: Reactions and Synthesis; <u>Experiment 4 Lab Report Due</u>
	<b>Mar</b>	<b>2</b>	<b>EXPERIMENT 5 – Preparation and Purification of Acetanilide</b>
	Mar	3	Chapter 8
	<b>Mar</b>	<b>9</b>	<b>EXPERIMENT 6 – Extraction – Determination of a Distribution Coefficient; <u>Experiment 5 Lab Report Due</u></b>
	Mar	10	Chapter 9 – Alkynes: An Introduction to Organic Synthesis
	Mar	16	☺ <b>Spring Break – No Classes</b> ☺
	<b>Mar</b>	<b>17</b>	☺ <b>Spring Break – No Classes</b> ☺
	<b>Mar</b>	<b>23</b>	<b>EXPERIMENT 7 – Distillation. Separation of a Mixture; <u>Experiment 6 Lab Report Due</u></b>
	<b>Mar</b>	<b>24</b>	<b><u>Exam 2: Chapters 6, 7, 8</u></b>
	Mar	29	☞ <b>Last Day for Withdrawals (for grade of W)</b> ☞
	Mar	30	Conclude Chapter 9; <u>Experiment 7 Lab Report Due</u>
	Mar	31	Chapter 5 – Stereochemistry at Tetrahedral Centers
	Apr	6	☞ <b>Easter Weekend – No Classes</b> ☞
	Apr	7	☞ <b>Easter Weekend – No Classes</b> ☞
	<b>Apr</b>	<b>13</b>	<b>EXPERIMENT 8 – Properties and Identification of Hydrocarbons;</b>
	Apr	14	Chapter 10 – Organohalides
	Apr	20	Conclude Chapter 10; Begin Chapter 11 – Reactions of Alkyl Halides: Nucleophilic Substitutions; <u>Experiment 8 Lab Report Due</u>
	Apr	21	Chapter 11

	<p>Apr 27 Chapter 12 – Structure Determination. Mass Spectrometry and Infrared Spectroscopy; Begin <b>EXPERIMENT 10 – Mass Spectrometry. Structural Determination of Compounds (take-home lab)</b></p> <p>Apr 28 Chapter 12; <u>Review Experiment 10</u></p> <p>May 4 <b>EXPERIMENT 9 – Preparation of Cyclohexene from Cyclohexanol</b></p> <p><b>May 5 Exam 3: Chapters 9, 5, 10, 11</b></p> <p>May 11 Optional (Finals Week): Return Exam 3; Q&amp;A Session</p> <p><b>May 12 Comprehensive (Chapters 1-12) Two Hour Final Exam 9AM – 11AM):</b> <b><u>Scantron required</u></b></p>
<b>Instructional Methods</b>	Standard class lectures using the whiteboard with occasional use of PowerPoints.
<b>Student Assignments</b>	<p><b><u>Chapter Quizzes</u></b></p> <p>The McMurry Sixth Edition Student Companion Site has chapter quizzes in multiple-choice format. To obtain credit for the quizzes, use the email feature after clicking “Enter Answer” to have your quiz result emailed to me at <a href="mailto:steven.dessens@hccs.edu">steven.dessens@hccs.edu</a>. The results are also emailed to your own email address. These are for practice and you will get full credit if you score <b>70</b> or better. These count as 10 percent of the course grade. You can take the quizzes multiple times and email the good result to me. 😊</p> <p><b><u>Due dates for chapter quizzes: Any time before the exam for those chapters.</u></b></p> <p><u>Location of chapter quizzes:</u> <a href="http://www.brookscole.com/cgi-brookscole/course_products_bc.pl?fid=M20b&amp;product_isbn_isbn=0534389996&amp;discipline_number=12">http://www.brookscole.com/cgi-brookscole/course_products_bc.pl?fid=M20b&amp;product_isbn_isbn=0534389996&amp;discipline_number=12</a></p> <p>Outside of laboratory reports and chapter quizzes mentioned above, special assignments are not given. I will recommend practice problems but these are not graded. Practice problems, such as those at the end of the chapters, are highly beneficial to learning chemistry. The McMurry organic textbook has “in text” problems within the chapters with answers provided at the end of the textbook. Answers to the end of chapter problems are in the study guide. Practice problems can also be found on my Learning Web site. It is helpful to have a spiral leaf notebook just for working chemistry problems. That will keep your work more organized and you (or I) can more easily review your work.</p>
<b>Student Assessment(s)</b>	<p>The overall score is based on the following:</p> <ul style="list-style-type: none"> <li>• Three regular exams 45%</li> <li>• Chapter Quizzes 10%</li> <li>• Laboratory 20%</li> <li>• Final Exam 25%</li> </ul> <p>Overall Score = 0.45(Average of three regular exams) + 0.10(Quiz Grade) + 0.20(Laboratory grade) + 0.25(Final Exam)</p>
<b>Instructor's Requirements</b>	<p><b><u>Laboratory Policy</u></b></p> <p><b>Lab safety</b> will be reviewed before the first lab. Each student will then sign a statement affirming his or her commitment to following safe procedures in the laboratory, and turn the form in to the instructor. Be especially aware of the need for adequate <b>eye protection</b> and <b>proper dress</b> in the laboratory.</p> <ul style="list-style-type: none"> <li>• <b>Safety glasses or goggles must be worn at all times during the laboratory period.</b></li> <li>• <b>No food or drinks are allowed in the lab.</b></li> <li>• <b>Open-toed shoes and/or shorts should not be worn in the lab.</b></li> <li>• <b>Admission to the lab may be denied for violation of any of these rules.</b></li> </ul>

	<p>Normally, experiments will be performed in groups of two to three students. You should arrive at the lab <i>on time</i> with your lab handout. After you have finished the experiment, show me your results for me to examine briefly, and I will <b>initial</b> ("<i>S.D.</i>") your lab report before you leave. <i>Laboratory reports are due on the next lab day.</i></p> <p>Each report must be done <u>individually</u>; "group reports" and lab reports from different individuals with identical wording are <u>not</u> acceptable! <b>See the accompanying handout which outlines the format of the lab report.</b> Each report will be graded on a 20 point basis. You should come to lab <u>prepared</u>. Read through the experiment and answer the pre-lab questions beforehand. Keep a bound laboratory notebook (clothbound is standard; spiral is acceptable). This is for you to record your "on the spot" observations, changes to procedure, etc., and general data. The actual report is done separately. Makeup policy for missed labs: None!</p> <p><b><u>Exams and Make-up Policy</u></b> Examinations will consist of three non-cumulative regular exams plus a comprehensive final. Make-up exams will not normally be given, so make every effort to take the exams on their scheduled dates. In the event that you <i>must</i> miss a regular exam, I will count the grade made on the final exam as the grade for the missed exam (for one missed exam only), and calculate the final course grade accordingly. If you do not miss any of the regular exams, I will replace your lowest exam score with your final exam score if the final exam grade is higher. This is intended to provide you a "second chance" if you do not do well on a particular exam. Remember that the final exam will be <i>comprehensive</i> (meaning that it will cover <i>all</i> of the material from the whole semester, not just the last part). Please note that all students are required to take the final (no student can be exempted).</p>
<b>Program/Discipline Requirements</b>	At the program level, the Chemistry Discipline strives to accomplish the Program Learning Outcomes, Student Learning Outcomes, and Learning Objectives as described above. We desire that you receive a challenging and rewarding experience in your chemistry classes at HCC which will prepare you well for future chemistry and related science courses that you may take in the future.
<b>HCC Grading Scale</b>	A = 100 – 90;.....4 points per semester hour B = 89 – 80: .....3 points per semester hour C = 79 – 70: .....2 points per semester hour D = 69 – 60: .....1 point per semester hour 59 and below = F.....0 points per semester hour IP (In Progress) .....0 points per semester hour W(Withdrawn).....0 points per semester hour I (Incomplete).....0 points per semester hour AUD (Audit) .....0 points per semester hour IP (In Progress) is given only in certain developmental courses. The student must re-enroll to receive credit. COM (Completed) is given in non-credit and continuing education courses. To compute grade point average (GPA), divide the total grade points by the total number of semester hours attempted. The grades "IP," "COM" and "I" do not affect GPA.
<b>Instructor Grading Criteria</b>	See the above descriptions of the lab, exams, quizzes, and final. The course grade is based on these four criteria according to the Assessment section above.

<p><b>Instructional Materials</b></p>	<p><b><u>Textbook</u></b></p>  <p>Organic Chemistry, Eighth Edition, Volume I, by John McMurry. Custom HCC Softcover Version, Chapters 1-12 Cengage Learning, 2012 ISBN-13: 978-1-133-06741-2</p> <p><b><u>Laboratory Manual</u></b> Provided as handouts at <a href="http://swc2.hccs.edu/pahlavan">http://swc2.hccs.edu/pahlavan</a>.</p> <p><b><u>Optional Study Guide and Solutions Manual</u></b></p>  <p>Organic Chemistry Volume I Study Guide With Solutions Manual Eighth Edition, by John McMurry. Custom HCC Softcover Version, Chapters 1-12 Cengage Learning, 2012 ISBN-13: 978-1-133-06727-6</p>
<p><b>HCC Policy Statement:</b> <b>ADA</b> <b>Academic Honesty</b> <b>Student attendance</b> <b>3-peaters</b> <b>Withdrawal deadline</b></p>	<p>Access Student Services Policies on their Web site: <a href="http://hccs.edu/student-rights">http://hccs.edu/student-rights</a></p> <p><b><u>Disability Support Services (DSS)</u></b> “Any student with a documented disability (e.g. physical, learning, psychiatric, vision, hearing, etc.) who needs to arrange reasonable accommodations must contact the Disability Services Office at the respective college at the beginning of each semester. Faculty are authorized to provide only the accommodations requested by the Disability Support Services Office.”</p> <p>If you have any special needs or disabilities which may affect your ability to succeed in college classes or participate in any college programs or activities, please contact the DSS office for assistance. At Southwest College, contact Dr. Becky Hauri, 713-718-7909. Contact numbers for the other HCC colleges are found in the Annual Schedule of Classes, and more information is posted at the HCC web site at <a href="#">Disability Services</a>.</p> <p><b><u>Academic Honesty</u></b> “Students are responsible for conducting themselves with honor and integrity in fulfilling course requirements. Disciplinary proceedings may be initiated by the college system against a student accused of scholastic dishonesty. Penalties can include a grade of "0" or "F" on the particular assignment, failure in the course, academic probation, or even dismissal from the college. Scholastic dishonesty includes, but is not limited to, cheating on a test, plagiarism, and collusion.” In <b>this class</b>, the penalty for willful cheating on exams is a <b>grade of F in the course</b>. This is the standard policy of the Physical Sciences department at Southwest College.</p> <p><b><u>Attendance Policy</u></b> The HCCS attendance policy is stated as follows: “Students are expected to attend classes regularly. Students are responsible for materials covered during their absences, and it is the student's responsibility to consult with instructors for make-up assignments. Class attendance is checked daily by instructors. <i>Although it is the responsibility of the student to drop a course for non-attendance, the instructor has full authority to drop a student for excessive absences. A student may be dropped from a course for excessive absences after</i></p>

	<p><i>the student has accumulated absences in excess of 12.5% of the hours of instruction (including lecture and laboratory time)."</i></p> <p>Note that 12.5% is approximately <u>4</u> classes or labs for a 4 semester hour course, such as this one, which meets two times per week in a normal 16 week semester. If circumstances significantly prevent you from attending classes, please inform me. I realize that sometimes outside circumstances can interfere with school, and I will try to be as accommodating as possible, but please be aware of the attendance policy.</p> <p><b><u>Policy Regarding Multiple Repeats of a Course</u></b></p> <p>"NOTICE: Students who repeat a course three or more times may soon face significant tuition/fee increases at HCC and other Texas public colleges and universities. If you are considering course withdrawal because you are not earning passing grades, confer with your instructor/counselor as early as possible about your study habits, reading and writing homework, test-taking skills, attendance, course participation, and opportunities for tutoring or other assistance that might be available."</p> <p><b><u>Last Day for Administrative and Student Withdrawals</u></b></p> <p>For 16-week Spring '12 classes, this date is <u>March 29</u>. I urge any student who is contemplating withdrawing from the class to see me first! You may be doing better than you think. Either way, I want to be accessible and supportive. I do not believe in "weed out" classes, and I consider you to be much more than just a name or number! Note my office hours above; if you need assistance, I'm here to help.</p> <p> <b><u>Policy Regarding Withdrawals</u></b> </p> <p>Students desiring to withdraw from a class must do so by the above withdrawal date by filling out a <b>withdrawal form</b> at the registrar's office. <i>After this date, instructors can no longer enter a grade of "W" for the course for any reason.</i></p>
<b>Distance Education and/or Continuing Education Policies</b>	<p>Access DE Policies on their Web site:  <a href="http://de.hccs.edu/Distance_Ed/DE_Home/faculty_resources/PDFs/DE_Syllabus.pdf">http://de.hccs.edu/Distance_Ed/DE_Home/faculty_resources/PDFs/DE_Syllabus.pdf</a></p> <p>Access CE Policies on their Web site:  <a href="http://hccs.edu/CE-student-guidelines">http://hccs.edu/CE-student-guidelines</a></p>
<b>Test Bank</b>	<p>Extra practice problems by chapter, sample exams, and sample finals may be found at the following web sites:</p> <p><a href="http://learning.hccs.edu/faculty/steven.dessens">http://learning.hccs.edu/faculty/steven.dessens</a>  <a href="http://swc2.hccs.edu/pahlavan">http://swc2.hccs.edu/pahlavan</a></p>
<b>Scoring Rubrics</b>	<p>Regular exams and the final will consist of multiple-choice and show-work questions. These are graded in the standard manner. The regular exams will include extra questions for extra credit, for a total possible score of about 105 to 110 points.</p> <p>The lab reports are graded on the basis of completeness, neatness, and the correctness of the calculations tied to the experimental result. The pre- and post-lab questions are also checked. Each report is graded on a 20 point basis.</p>
<b>Sample Assignments</b>	N/A
<b>Sample Instructional Methods/Activities</b>	<p>See the PowerPoints at my Learning Web site for an overview of the content of each chapter:</p> <p><a href="http://learning.hccs.edu/faculty/steven.dessens">http://learning.hccs.edu/faculty/steven.dessens</a></p>

### 🔔 Important Dates 🔔

January 17	Tuesday	Classes Begin
January 18	Wednesday	Last Day for Drop/Add/Swap
February 20	Monday	Offices Closed – Presidents Day Holiday
March 12-18	Mon-Sun	Spring Break, no classes
March 29	Thursday	Last Day for Administrative/ Student Withdrawals with a grade of “W” 4:30 PM
<b>After the withdrawal date no W can be given, you <u>must</u> receive a regular grade (A-F) in the course.</b>		
April 6-8	Fri-Sun	Easter weekend, no classes
May 6	Sunday	Instruction Ends
May 12	Saturday	<b>Final Exam</b> (No deviation from the printed schedule is permitted.)
May 18	Friday	Grades Available to Students

### **Evaluation for Greater Learning Student Survey System (EGLS3)**

“At Houston Community College, professors believe that thoughtful student feedback is necessary to improve teaching and learning. During a designated time, you will be asked to answer a short online survey of research-based questions related to instruction. The anonymous results of the survey will be made available to your professors and division chairs for continual improvement of instruction. Look for the survey as part of the Houston Community College Student System online near the end of the term.” <http://www.hccs.edu/EGLS3>

### **New Meningitis Vaccination Requirement**

Texas Senate Bill 1107 passed in May 2011, requires that new HCC students and former HCC students returning after an absence of at least one fall or spring semester who are under the age of 30 are required to present a physician-signed certificate showing they have been vaccinated against bacterial meningitis. The immunization must be administered at least 10 calendar days before the start date of your classes and must have been received within the last five years.

<http://www.hccs.edu/hccs/future-students/applying/new-meningitis-vaccination-requirement>

### **Other Information**

Free chemistry tutoring is available. A tutoring schedule will be posted in the classroom and lab and will also be placed on my Learning Web site. We also have [Askonline](#) tutoring 24/7, but I have found that most organic questions, requiring detail and drawings, are much easier to discuss face-to-face. There are also many interesting chemistry resources on the Internet which can be found by using keyword searches. But your best immediate source of information is your *textbook* - make thorough use of it!

The publisher of the McMurry 6<sup>th</sup> Edition textbook has a useful online companion site with chapter practice quizzes [here](#). The 7<sup>th</sup> Edition companion site is [here](#) but now requires a paid account in order to access it.

### **Evaluation for Greater Learning Student Survey System (EGLS3)**

“At Houston Community College, professors believe that thoughtful student feedback is necessary to improve teaching and learning. During a designated time, you will be asked to answer a short online survey of research-based questions related to instruction. The anonymous results of the survey will be made available to your professors and division chairs for continual improvement of instruction. Look for the survey as part of the Houston Community College Student System online near the end of the term.”



### Additional Comments...

Mastering organic chemistry takes time! In my experience, the number one hindrance to doing well is lack of adequate and quality time to study outside of the classroom. Of course, you must also have a reasonable grasp of the principles you learned in General Chemistry. Remember the old adage, "For every hour of classroom time you should allow for two hours of study time at home," for it is true. A heavy class and/or work load does not leave much quality study time! By "quality" time I mean periods in which you can study undisturbed, when you are still wide-awake and alert. Pace yourself - *overloading yourself trying to meet an application deadline is a recipe for disaster!* Always feel free to ask me anything about the material, no matter how trivial the question may seem. Trying (!) to answer those "simple" questions often leads to a much greater understanding (or to at least a greater appreciation!) of the subject.

*Take care of the little things, and the big things will take care of themselves.* -- C. Sense

*If you can't simplify it, you don't know what the !\$#\* you're talking about!!* -- A. Einstein (so I was told)

Organic chemistry is a vast field. Practically all of the substances we take for granted around us (and in us!), are composed of compounds of carbon. We begin our exploration and understanding of this very large subject in this class. I look forward to working with you this summer!



Steve Dessens  
January, 2012

# Format of Laboratory Report

Your laboratory report should be divided into the following sections:

## I. Introduction

A brief statement of the purpose of the experiment. This is also a good place to show relevant structures and chemical equations.

## II. Experimental Procedure

A brief outline of the experimental procedure. Be particular about reporting the amounts of materials used and any modifications made to the original procedure (avoid simply copying the original procedure).

## III. Results and Discussion

This section is the most important. Include observations such as appearance of the reaction, color of product, etc. If the experiment was a preparative one, you should also report your percent yield:

$$\frac{\text{actual yield (in grams)}}{\text{theoretical yield (in grams)}} \times 100\% = \text{percent yield}$$

**Show all of your calculations!** Graphs should be done **on graph paper**.

**Note:** Our lab manual contains a "Data Report Sheet" for each experiment. You may record your results here and include this sheet at this stage of your report. The discussion part comes from you! Were your results what you expected? If, not, can you suggest reasons why not? If you took a melting point of a compound you synthesized, what is the true, or "literature" melting point? How well does your melting point compare? What does your melting point indicate about the purity of your compound? Assume that your reader is not entirely familiar with the experiment, so you need to explain clearly.

## IV. Conclusions

Your overall evaluation of your results. This is a good place to mention any modifications to the procedure which you feel might improve the outcome of the experiment.

## V. Answers to Exercises

These questions appear at the end of each experiment in the laboratory manual or handout. Usually you will be given selected "prelaboratory" questions and "regular" questions from the lab manual to answer.

You should write your report **in ink**, or type it, using **one side** of the paper only. If you write your report by hand (which is perfectly OK as long as it is neat and legible), use lined paper (not torn out of a spiral notebook!). **Always** use **complete sentences**. Try your best to avoid spelling and grammatical errors. Write your report in **impersonal form**. The words "I" or "we" should **not** appear in your report. The following examples show some incorrect phrases and how they can be revised to avoid the personal form:

- ☹ **INCORRECT:** I added 10 g of NaCl to ...
- ☺ **CORRECT:** Ten grams of NaCl were added to ...
  
- ☹ **INCORRECT:** You told me that ...
- ☺ **CORRECT:** The instructor indicated that ...
  
- ☹ **INCORRECT:** We determined that ...
- ☺ **CORRECT:** It was determined that ...

This style of writing may seem awkward sometimes, but this is the proper form for writing reports. You will find it used extensively in articles and research papers in the scientific literature.